

# NSW Arbovirus Surveillance and Mosquito Monitoring 2024-2025

Environmental Health Branch, Health Protection NSW

Weekly Update: Week ending 14 December 2024



**Bottom left** - Common banded mosquito, *Culex annulirostris* **Top and bottom right** - Saltmarsh mosquito, *Aedes vigilax* (Copyright 2020)

Weekly reports are available on [Mosquito-borne disease surveillance](#).

**Please send questions or comments about this report to:**

Surveillance and Risk Unit, Environmental Health Branch, Health Protection NSW: [hssg-ehbsurveillance@health.nsw.gov.au](mailto:hssg-ehbsurveillance@health.nsw.gov.au)

Testing and scientific services are provided by the Department of Medical Entomology, NSW Health Pathology, Institute of Clinical Pathology and Medical Research (ICPMR) for mosquito surveillance, and the Arbovirus Emerging Diseases Unit, NSW Health Pathology (ICPMR) for sentinel chicken surveillance.

The arbovirus surveillance and mosquito monitoring results in this report remain the property of the NSW Ministry of Health and may not be used or disseminated to unauthorised persons or organisations without permission.

SPHN (EH) 241091

# Summary

## Arbovirus Detections

### Sentinel Chickens

- There have been no arbovirus detections in sentinel chickens in the 2024-2025 arbovirus season.

### Mosquito Isolates

- There were no arbovirus detections in mosquitoes in the week ending 14 December 2024.

## Mosquito Abundance

### Inland

**LOW:** Albury, Balranald, Bourke, Cootamundra, Grong Grong, Leeton, Wagga Wagga, Wilcannia and Yass.

**MEDIUM:** Deniliquin.

**HIGH:** Forbes, Griffith, Macquarie Marshes, Moree and West Wyalong.

### Coastal

**LOW:** Batemans Bay, Byron Bay, Murwillumbah, Narooma, Port Macquarie, Wardell, Wauchope and Wyong.

**MEDIUM:** Gosford, Lake Cathie and Tweed.

**HIGH:** Ballina, Kempsey and Newcastle.

### Sydney

**LOW:** Blacktown, Canada Bay, Earlwood, Georges River, Hawkesbury, The Hills, Northern Beaches, Parramatta and Sydney Olympic Park.

**MEDIUM:** Cumberland and Penrith.

**HIGH:** Bankstown and Liverpool.

## Environmental Conditions

### Climate

- In the week ending 14 December 2024, rainfall was lower than average across most of NSW. It was about average in coastal areas just south of the Queensland border and in some parts of the Central Tablelands and Riverina regions.
- In the coming week, 19 December to 25 December 2024, rainfall is expected to be below average across NSW.
- Minimum temperatures are expected to be above average across most of NSW, and very much above average in areas just south of the Queensland border, along the coast and in parts of the Central Tablelands and Southern NSW regions.
- Maximum temperatures are expected to be very much above average across most of the NSW.

## **Tides**

- High tides over 1.8 metres are predicted for 18 December, 31 December 2024 - 4 January 2025, and 11-16 January 2025 which could trigger hatching of *Aedes vigilax*.

## **Human Arboviral Disease Notifications**

### **Ross River Virus**

Six probable cases were notified in the week ending 14 December 2024.

### **Barmah Forest Virus**

One probable case was notified in the week ending 14 December 2024.

# Arbovirus Detections

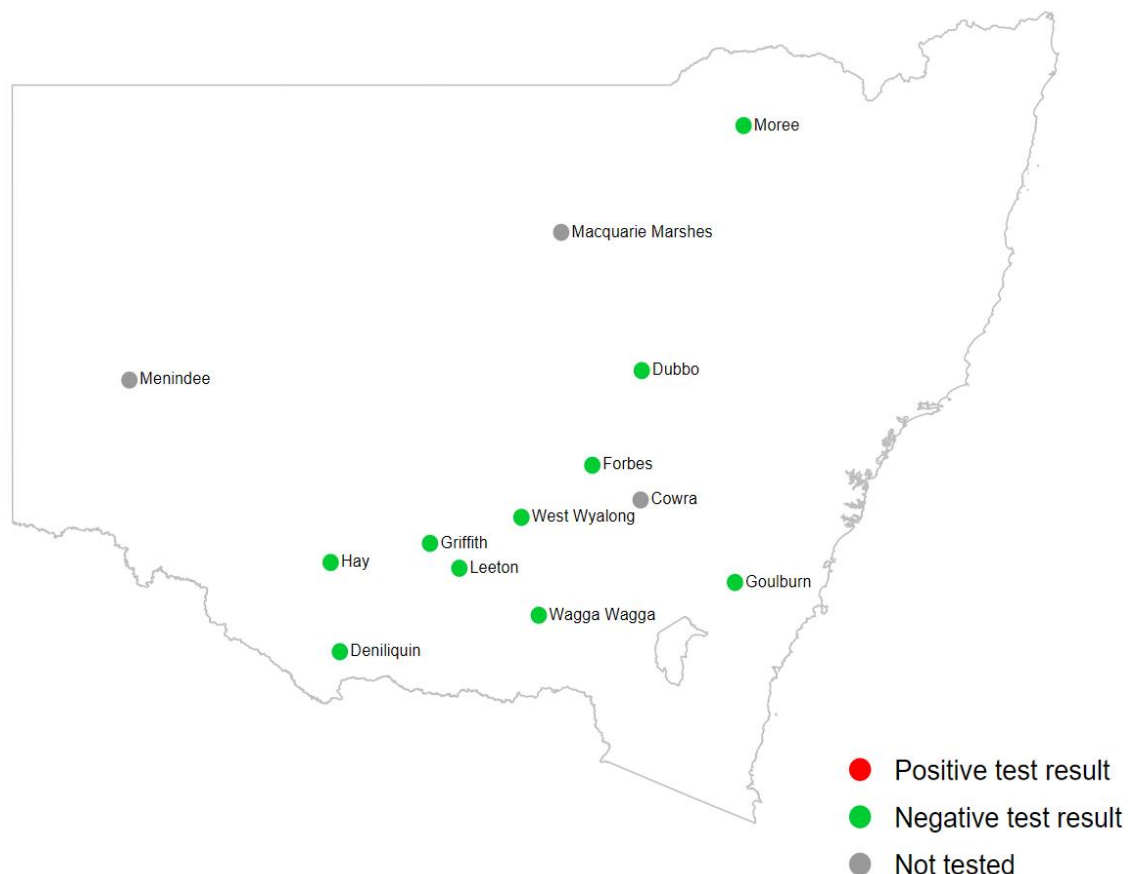
This section details detections of Murray Valley encephalitis virus, Japanese encephalitis virus, Kunjin virus, Ross River virus and Barmah Forest virus in the NSW Arbovirus Surveillance and Mosquito Monitoring Program.

## Sentinel chickens

Chickens are bled for detection of antibodies directed against Murray Valley encephalitis virus, Japanese encephalitis virus and Kunjin virus, indicating exposure to these viruses. Test results for the past week are shown in the map below. A positive test result indicates one or more chickens in a flock tested positive for the **first time** to antibodies directed against a particular virus, indicating newly acquired infection.

### Sentinel chicken antibody test results for samples collected in the week ending 14 December 2024

In the week ending 14 December 2024, there were no arbovirus detections in sentinel chickens.



## There have been no arbovirus detections in sentinel chickens during the 2024-2025 surveillance season.

## Mosquito isolates

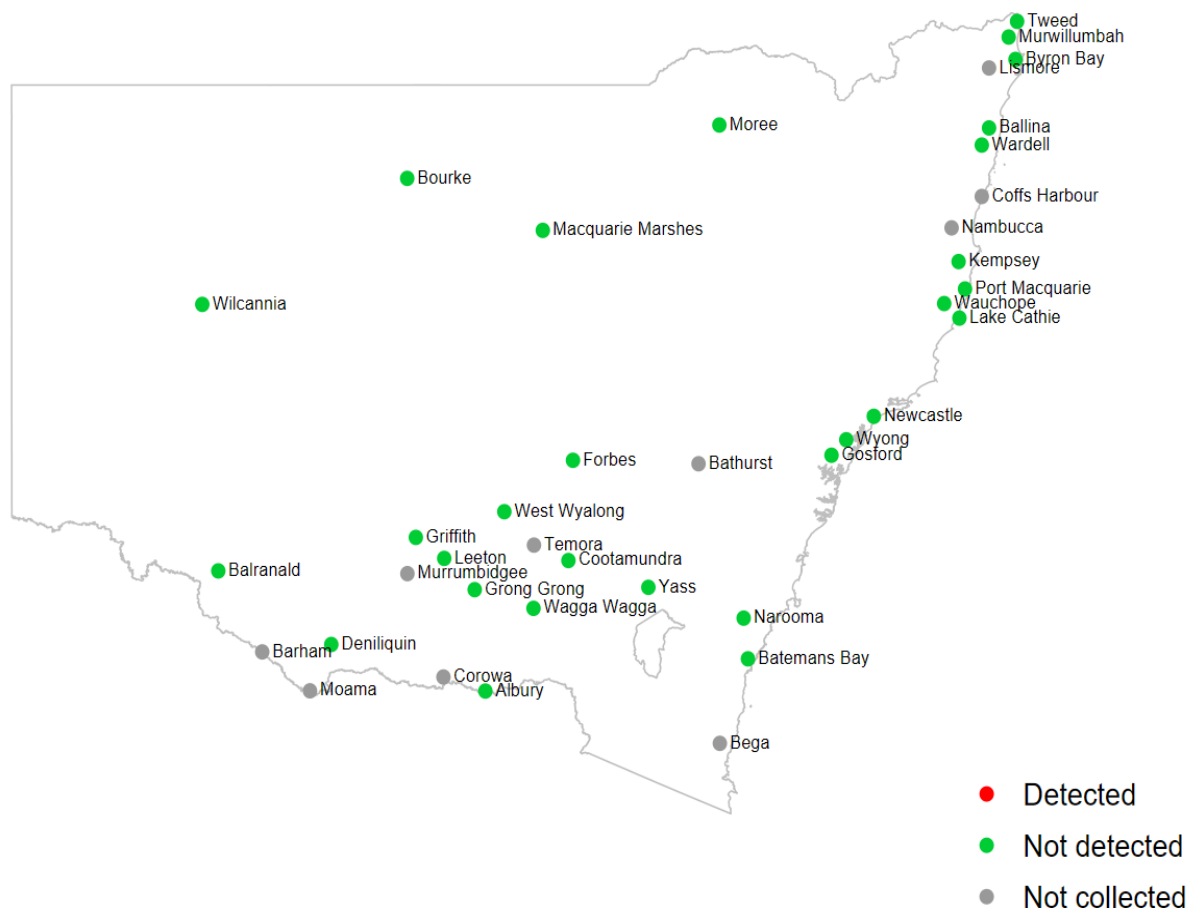
Whole grinds of collected mosquitoes are tested for arbovirus nucleic acids to determine the presence of arboviruses in mosquitoes. Test results for detections of Murray Valley encephalitis virus, Japanese encephalitis virus, Kunjin virus, Ross River virus and Barmah Forest virus for the past week are shown in the maps below. Detections of all arboviruses (including Edge Hill virus and Kokobera virus) for the season are detailed in the positive test results for the 2024-2025 surveillance season.

### Test results for mosquito trapping sites reported in the week ending 14 December 2024

In the week ending 14 December 2024, there were not arbovirus detections in trapped mosquitoes.

#### Inland and coastal sites

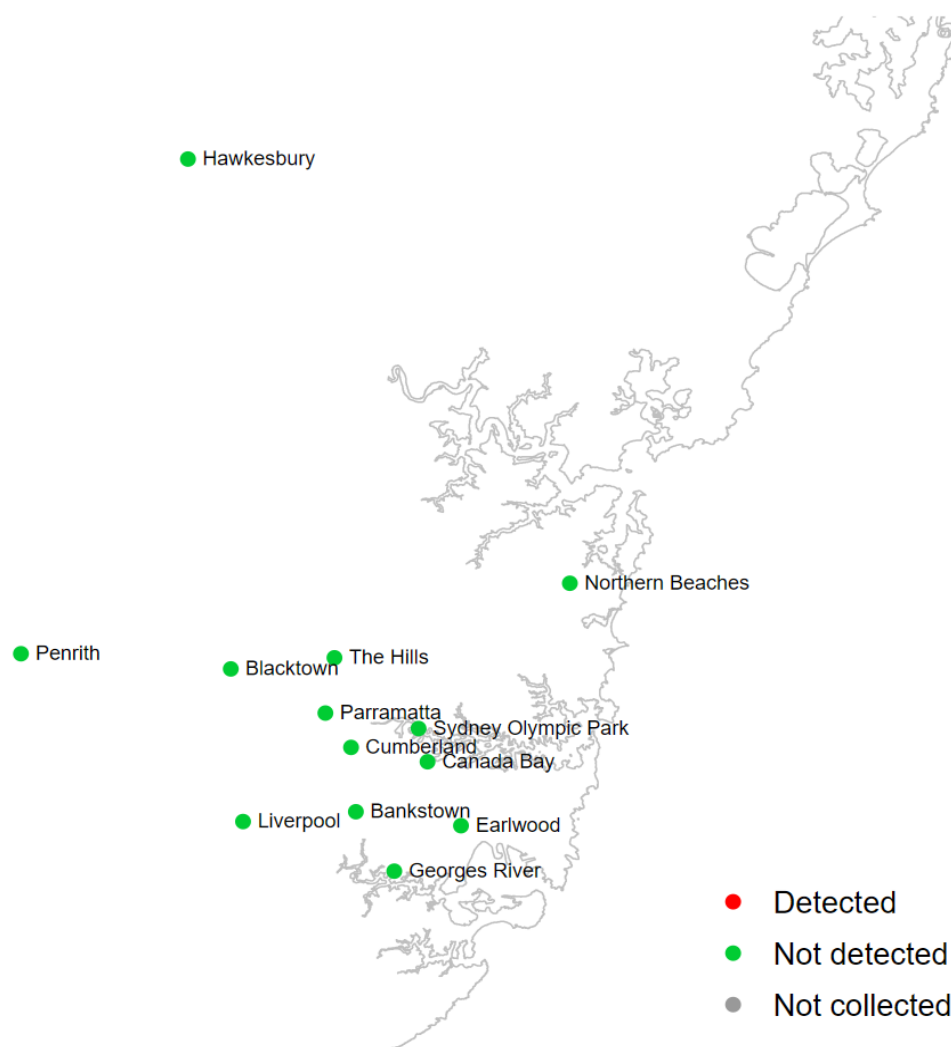
The map highlights detections of arboviruses that can cause human notifiable conditions, such as Murray Valley encephalitis virus, Japanese encephalitis virus, Kunjin virus, Ross River virus, and Barmah Forest virus. Detections of all arboviruses (including Edge Hill virus, Stratford virus and Kokobera virus) for the season are detailed in the positive test results for the 2024-2025 surveillance season.



## There has been one detection of Japanese encephalitis virus in mosquitoes trapped in Griffith this arbovirus season.

## Sydney sites

The map highlights detections of arboviruses that can cause human notifiable conditions, such as Murray Valley encephalitis virus, Japanese encephalitis virus, Kunjin virus, Ross River virus, and Barmah Forest virus. Detections of all arboviruses (including Edge Hill virus, Stratford virus and Kokobera virus) for the season are detailed in the positive test results for the 2024-2025 surveillance season.



## There have been no arbovirus detections in Sydney sites during the 2024-2025 surveillance season.

## Mosquito abundance

This section details counts of mosquitoes in the NSW Arbovirus Surveillance and Mosquito Monitoring Program. Each location represents the count average for all trapping sites at that location for the most recent week that collections were provided prior to preparation of this report.

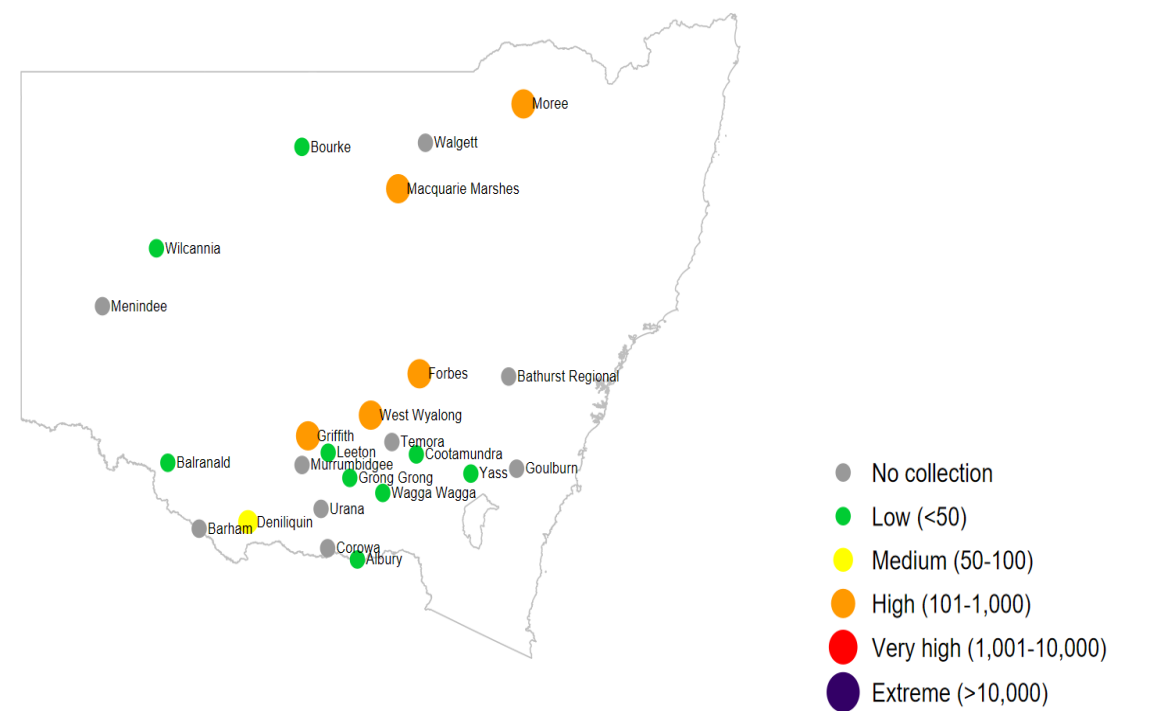
*Culex annulirostris* and *Aedes vigilax* are vectors of interest for Ross River virus and Barmah Forest virus, *Culex annulirostris* is also a vector for Japanese encephalitis virus.

# Mosquito counts

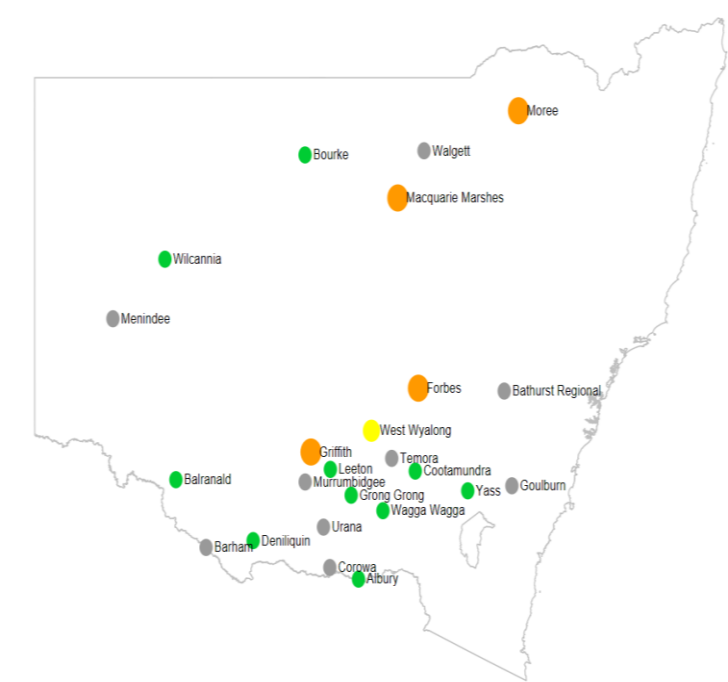
Mosquito counts (average per trap per location) for mosquito trapping sites reported in the week ending 14 December 2024

## Inland sites

Total mosquito counts

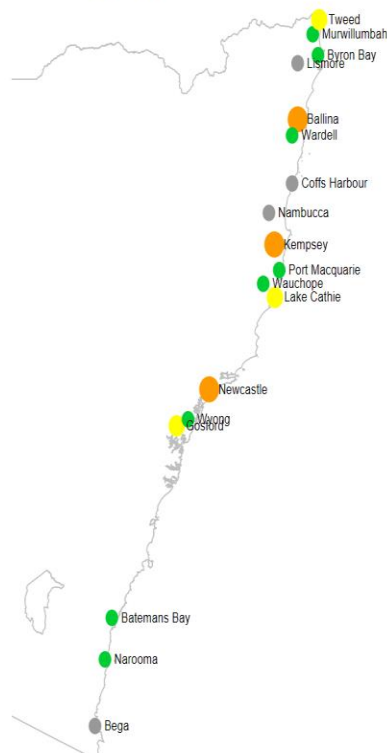


## Culex annulirostris counts

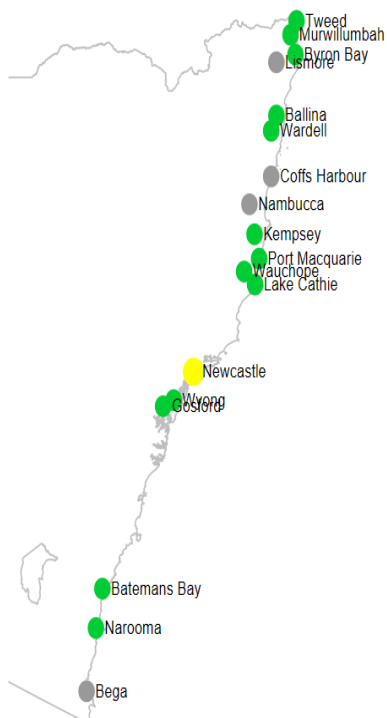


## Coastal sites

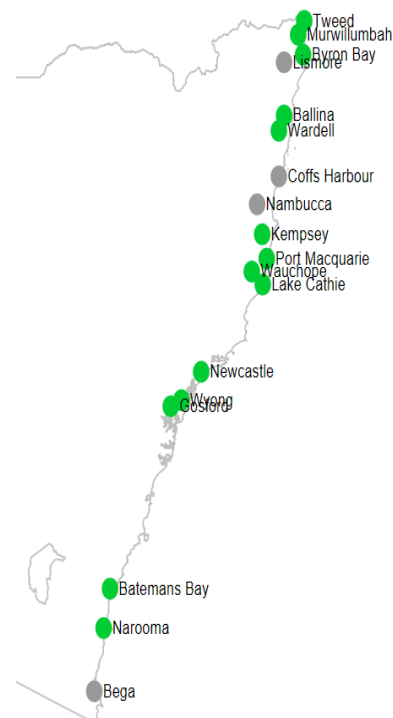
Total mosquito counts



*Culex annulirostris* counts



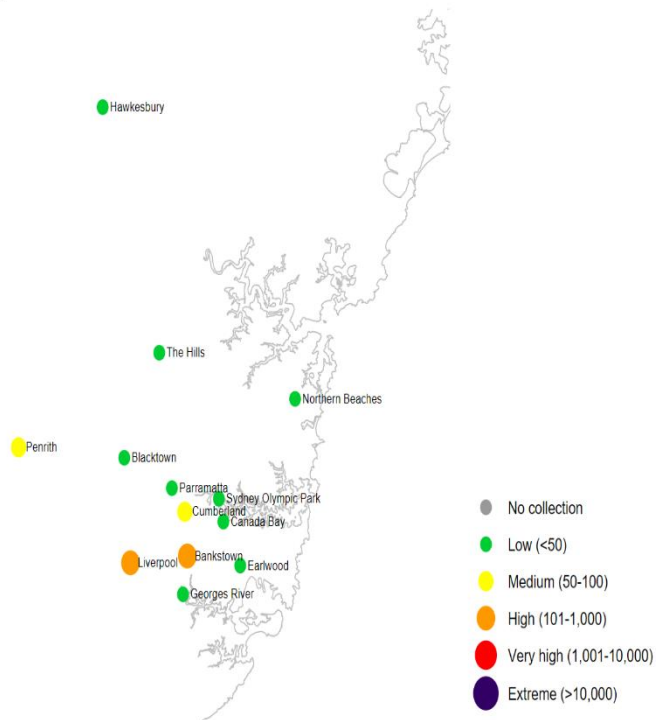
*Aedes vigilax* counts



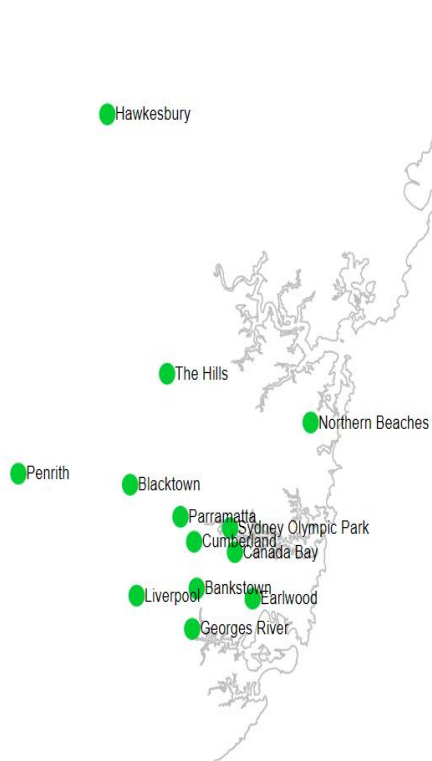


## Sydney sites

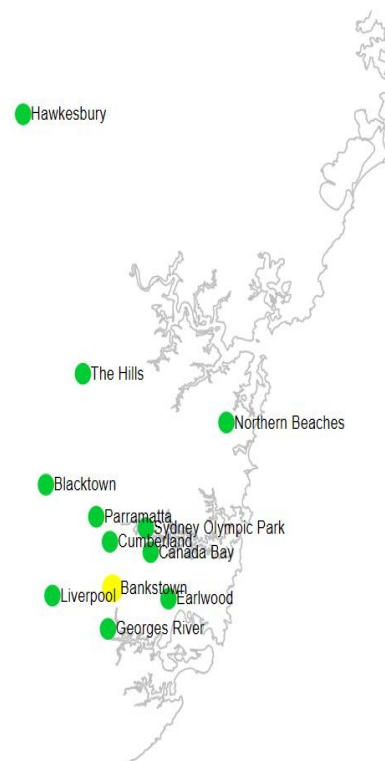
Total mosquito counts



*Culex annulirostris* counts



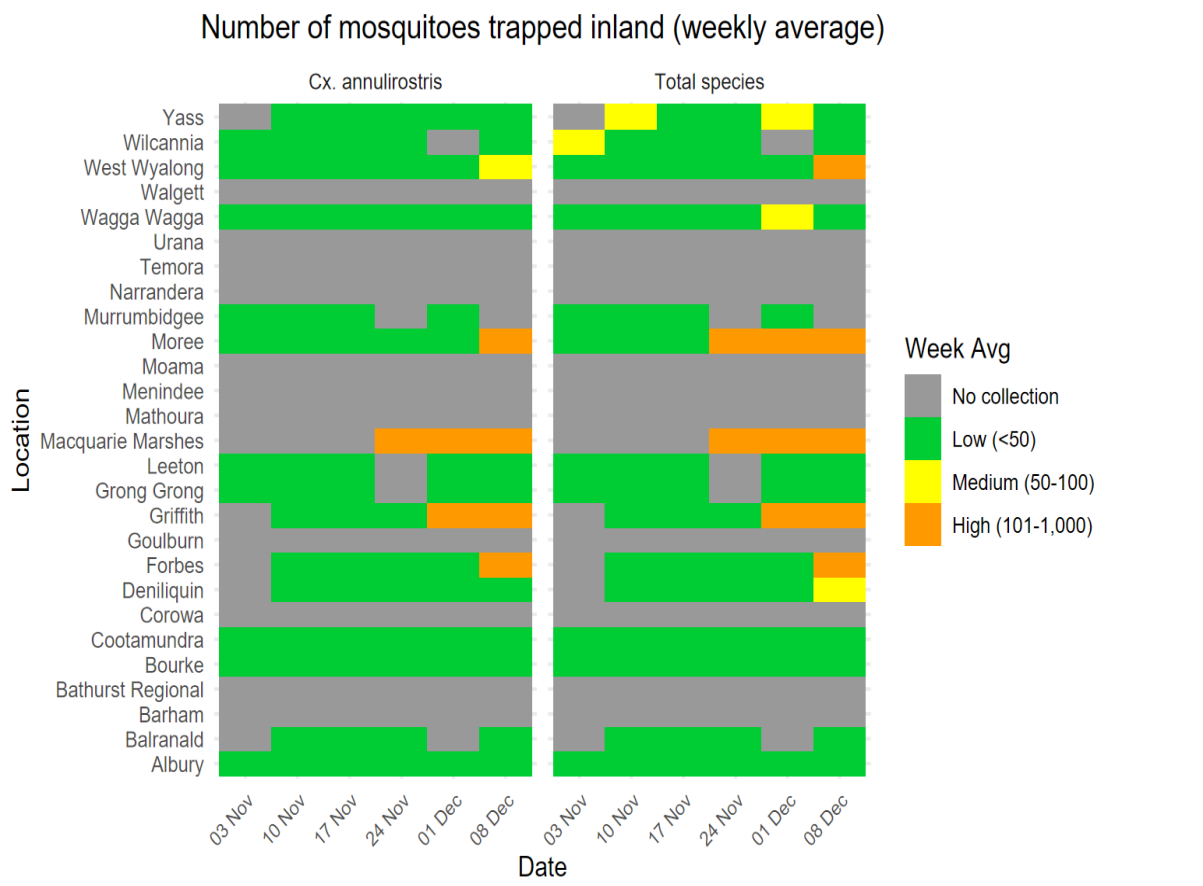
*Aedes vigilax* counts



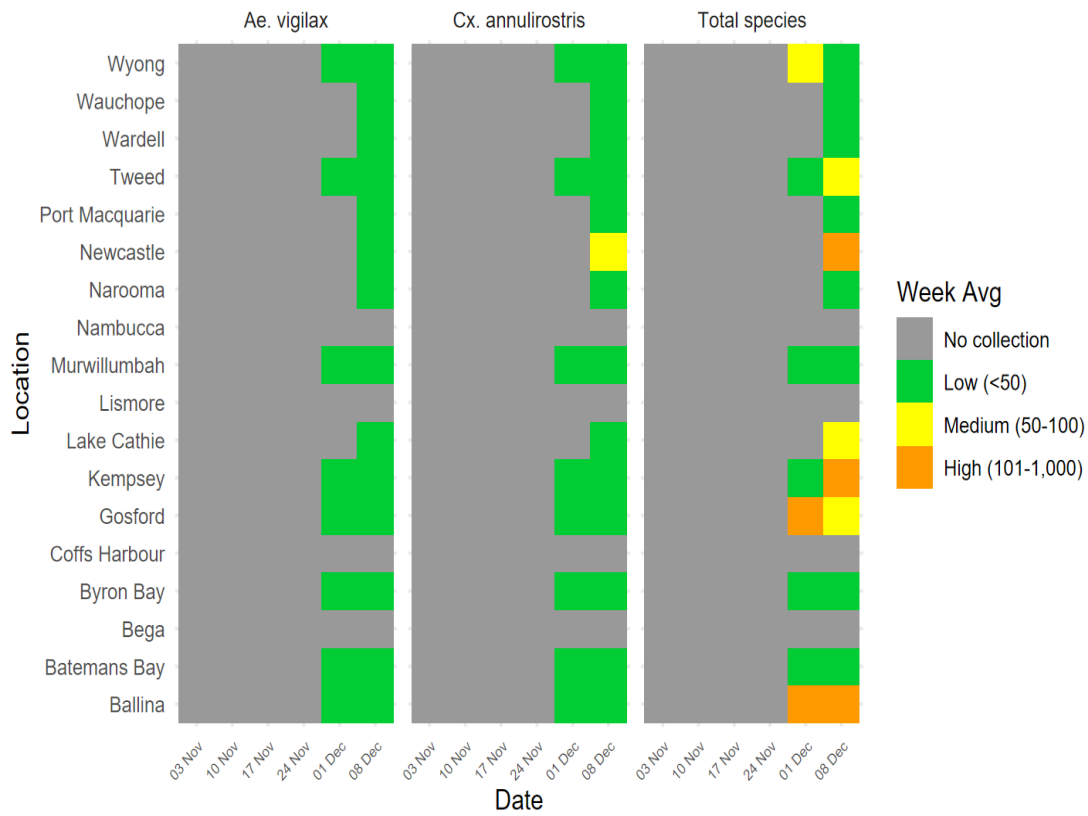
# Mosquito abundance results for the 2024-2025 season

This section shows all mosquito trapping results by location and species type to date for the current arbovirus season.

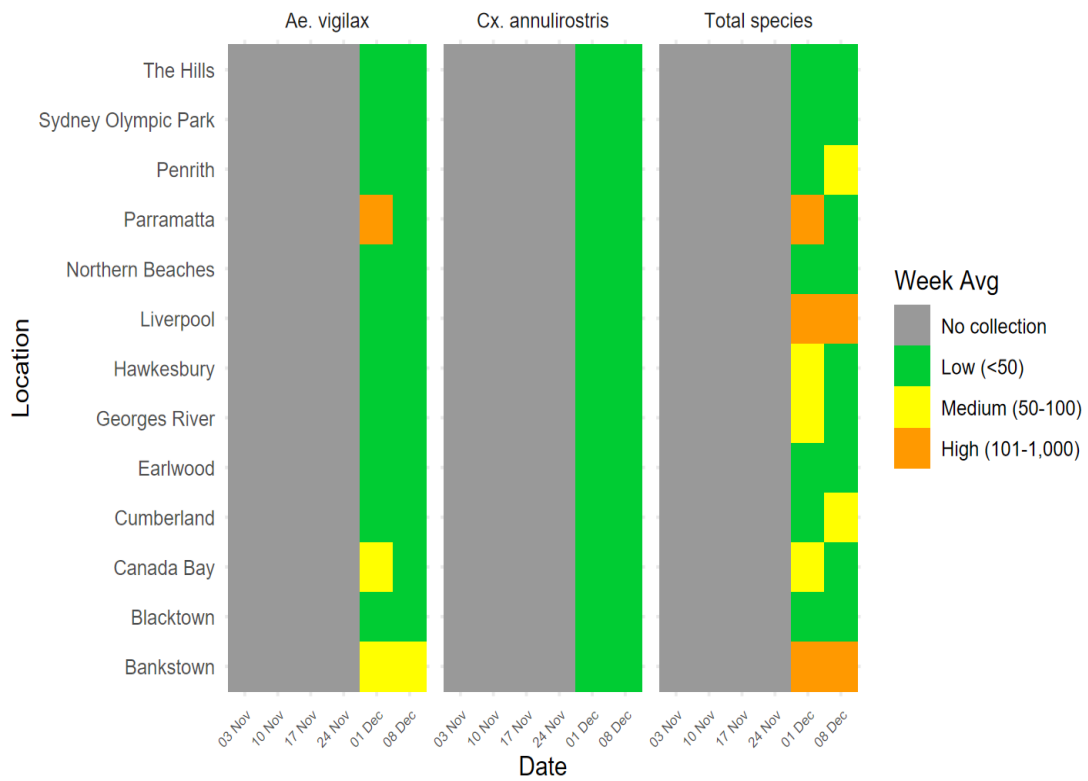
## Cumulative mosquito abundance tables



## Number of mosquitoes trapped along the coast (weekly average)



## Number of mosquitoes trapped in Sydney (weekly average)



# Human arboviral disease notifications

Under the *NSW Public Health Act 2010*, human arboviral infections are notifiable in NSW.

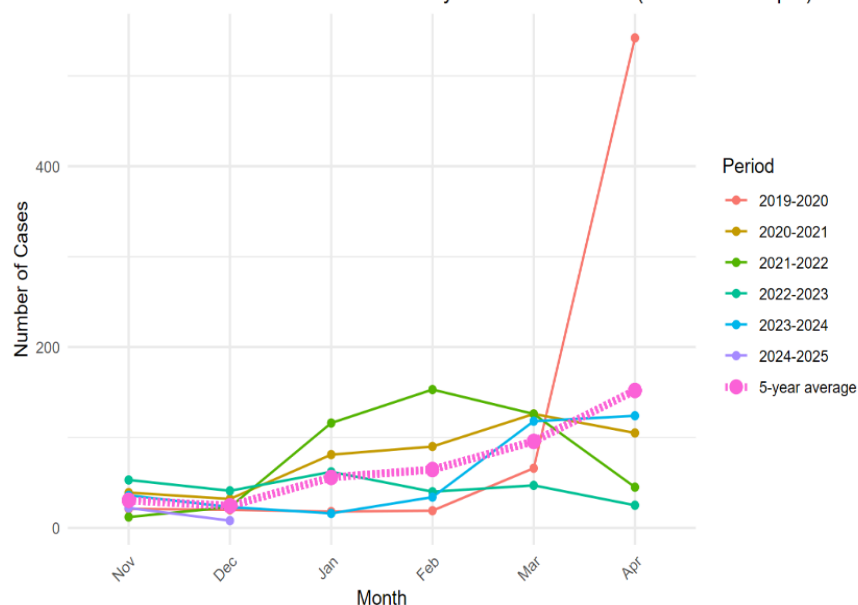
**Recent notifications of Ross River virus and Barmah Forest virus infections in humans** (by date of case report received)

Notifications of Ross River virus and Barmah Forest virus infections, by month of disease onset (the earlier of patient-reported onset or specimen collection date), are available online at the [NSW Health website - infectious diseases data](#).

The following figures show notifications for the current NSW Arbovirus Surveillance and Mosquito Monitoring season (2024-2025), and the same period in the previous four years.

## Ross River virus

Ross River virus notifications in NSW by month since 2019 (November - April)



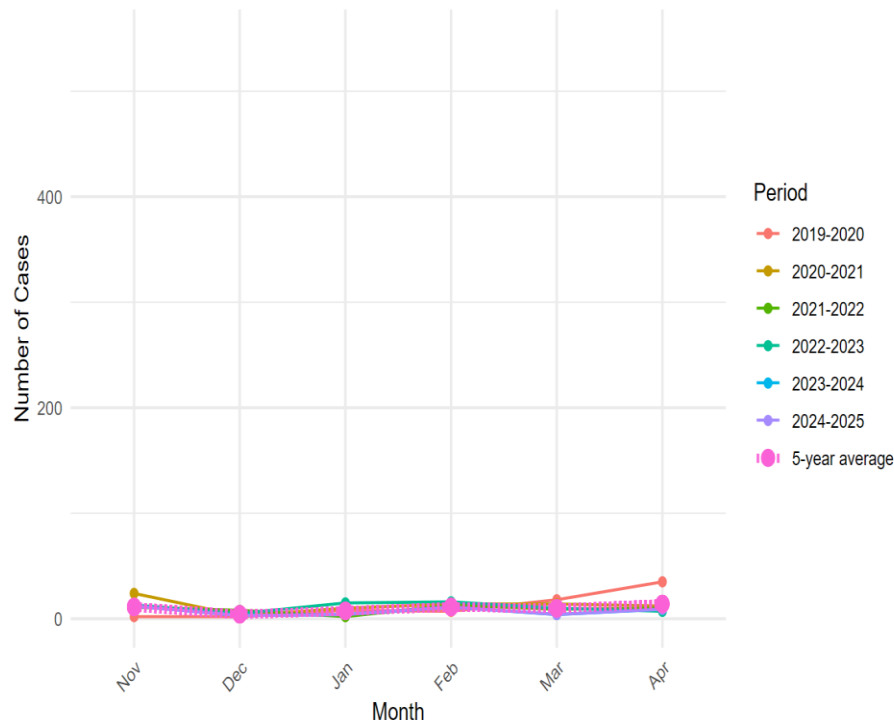
Yearly Ross River virus notification trends in NSW since 2019



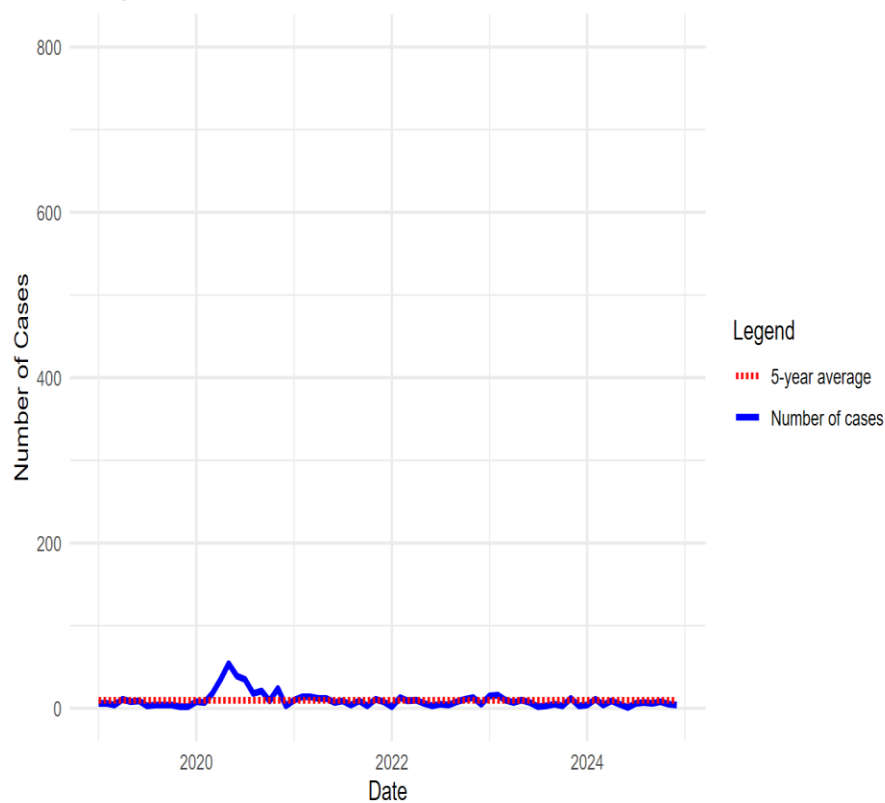
**Note:** Presented human cases include both confirmed and probable cases.

## Barmah Forest virus

Barmah Forest virus notifications in NSW by month since 2019 (November - April)



Yearly Barmah Forest virus notification trends in NSW since 2018



**Note:** Presented human cases include both confirmed and probable cases.