

# NSW Arbovirus Surveillance and Mosquito Monitoring 2022-2023

Weekly Update: Week ending 25 February 2023

(Report Number 19)



# Summary

## Arbovirus Detections

- **Sentinel Chickens:** Murray Valley encephalitis virus antibodies were detected in blood samples collected at Deniliquin, Leeton and Forbes from chickens that previously tested negative indicating recent exposure to these viruses. Kunjin virus antibodies were similarly detected in blood samples collected at Leeton indicating recent exposure.
- **Mosquito Isolates:** Murray Valley encephalitis virus was detected in mosquitoes collected at Corowa and Deniliquin.

## Mosquito Abundance

- **Inland:** LOW at Albury, Armidale, Balranald, Cootamundra, Forbes, Goulburn, Grong Grong, Leeton, Mathoura, Moama, Moree, Walgett, Yass and Young, MEDIUM at Deniliquin, Murrumbidgee, Narrabri, Narrandera and Wagga Wagga, HIGH at Corowa, Griffith, Temora and Wilcannia.
- **Coast:** LOW at Byron Bay, Kempsey, Kiama, Millbank, Murwillumbah, Nambucca, Port Macquarie, Shoalhaven, Wauchope, Wollongong and Wyong, HIGH at Ballina, Bega, Gosford, Lake Cathie, Newcastle and Tweed Heads.
- **Sydney:** LOW at Camden, Earlwood, Georges River and Hills Shire, MEDIUM at Bankstown, Canada Bay, Penrith and Sydney Olympic Park, HIGH at Liverpool, Northern Beaches and Parramatta.

## Environmental Conditions

- **Climate:** In the week ending 25 February 2023, rainfall was moderate to high along the coast and generally low elsewhere in NSW. About average rainfall is predicted for NSW in March. Minimum temperatures are likely to be above average across most of NSW in March. Maximum temperatures are likely to be about average except for the southwest and northern inland areas where temperatures may be higher than average.
- **Tides:** High tides over 1.8 metres are predicted for 19-22 March, which could trigger hatching of *Aedes vigilax*.

## Human Arboviral Disease Notifications

- **Ross River Virus:** 11 cases were notified in the week ending 28 January 2023.
- **Barmah Forest Virus:** 1 case was notified in the week ending 28 January 2023.

## Comments and other findings of note

Mosquito numbers inland are decreasing however a high proportion of the mosquitoes collected continue to be the species *Culex annulirostris*, which is a vector for Japanese Encephalitis virus, Murray Valley encephalitis virus (MVEV) and Kunjin virus. The distance between detections of MVEV over several weeks indicate the virus is likely to be widespread in inland NSW. The primary hosts of MVEV in natural transmission cycles are thought to be waterbirds. Only a small proportion of people infected with MVEV experience symptoms, which may include fever, headache, nausea, vomiting, loss of appetite, diarrhoea, and muscle aches. Severe MVEV infection causing brain inflammation is very rare but can result in lifelong neurological complications or be fatal. Signs of severe infection may include severe headache, neck stiffness, sensitivity to bright lights, drowsiness, confusion, seizures, and loss of consciousness.

### Weekly reports are available at:

[www.health.nsw.gov.au/Infectious/mosquito-borne/Pages/surveillance.aspx](http://www.health.nsw.gov.au/Infectious/mosquito-borne/Pages/surveillance.aspx)

### Please send questions or comments about this report to:

Surveillance and Risk Unit, Environmental Health Branch, Health Protection NSW:  
[hssg-ehbsurveillance@health.nsw.gov.au](mailto:hssg-ehbsurveillance@health.nsw.gov.au)

Testing and scientific services are provided by the Department of Medical Entomology, NSW Health Pathology, Institute of Clinical Pathology and Medical Research (ICPMR) for mosquito surveillance, and the Arbovirus Emerging Diseases Unit, NSW Health Pathology (ICPMR) for sentinel chicken surveillance.

The arbovirus surveillance and mosquito monitoring results in this report remain the property of the NSW Ministry of Health and may not be used or disseminated to unauthorised persons or organisations without permission.

SPHN (EH) 220867

Cover photos: **Bottom left** - Common banded mosquito, *Culex annulirostris*  
**Top and bottom right** - Saltmarsh mosquito, *Aedes vigilax*  
(Copyright 2020)

## Arbovirus Detections

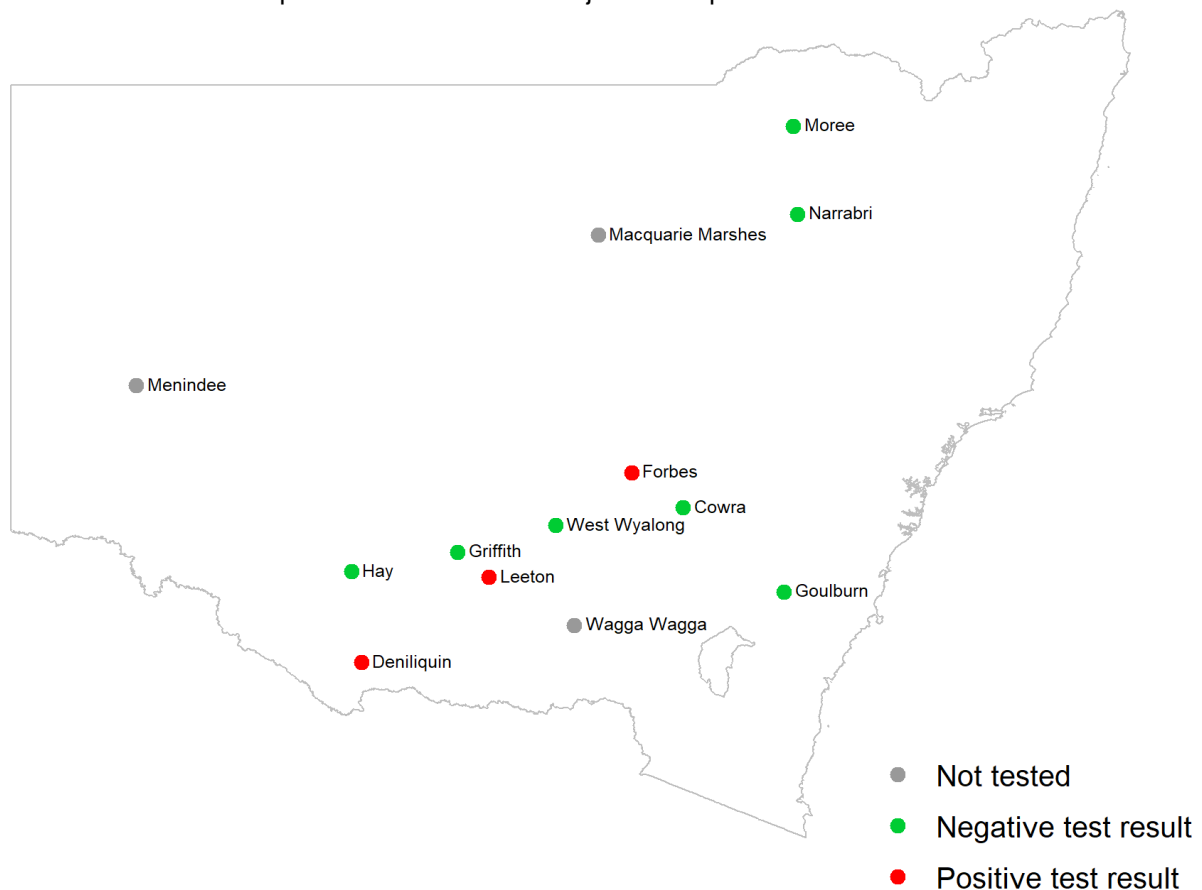
This section details detections of Murray Valley encephalitis virus, Kunjin virus, Ross River virus, Barmah Forest virus and Japanese encephalitis virus in the NSW Arbovirus Surveillance and Mosquito Monitoring Program.

### Sentinel chickens

Chickens are bled for detection of antibodies directed against Murray Valley encephalitis virus, Kunjin virus and Japanese encephalitis virus, indicating exposure to these viruses. Test results for the past two weeks are shown in the map below and all positive test results for the season are detailed in the table. A positive test result indicates one or more chickens in a flock tested positive for the first time to antibodies directed against a particular virus, indicating newly acquired infection.

#### Sentinel chicken antibody test results for samples collected in the two weeks to 25 February 2023

There were positive test results for Murray Valley encephalitis virus for samples collected at Deniliquin, Leeton and Forbes. There was a positive test result for Kunjin for samples collected at Leeton.



### Positive test results in the 2022-2023 surveillance season

Date of sample collection	Location	Virus
12 January 2023	Menindee	Murray Valley encephalitis
12 January 2023	Menindee	Kunjin
19 January 2023	Menindee	Murray Valley encephalitis
20 January 2023	Macquarie Marshes	Murray Valley encephalitis
26 January 2023	Menindee	Murray Valley encephalitis
29 January 2023	Leeton	Murray Valley encephalitis
5 February 2023	Menindee	Murray Valley encephalitis
5 February 2023	Menindee	Kunjin
6 February 2023	Deniliquin	Murray Valley encephalitis
6 February 2023	Forbes	Murray Valley encephalitis
6 February 2023	Hay	Murray Valley encephalitis
6 February 2023	Macquarie Marshes*	Murray Valley encephalitis
12 February 2023	Deniliquin	Murray Valley encephalitis
12 February 2023	Leeton	Murray Valley encephalitis
12 February 2023	Leeton	Kunjin
14 February 2023	Forbes	Murray Valley encephalitis

\*Chickens in Macquarie Marshes had previously seroconverted to Murray Valley encephalitis virus and continue to test positive for antibodies to this virus.

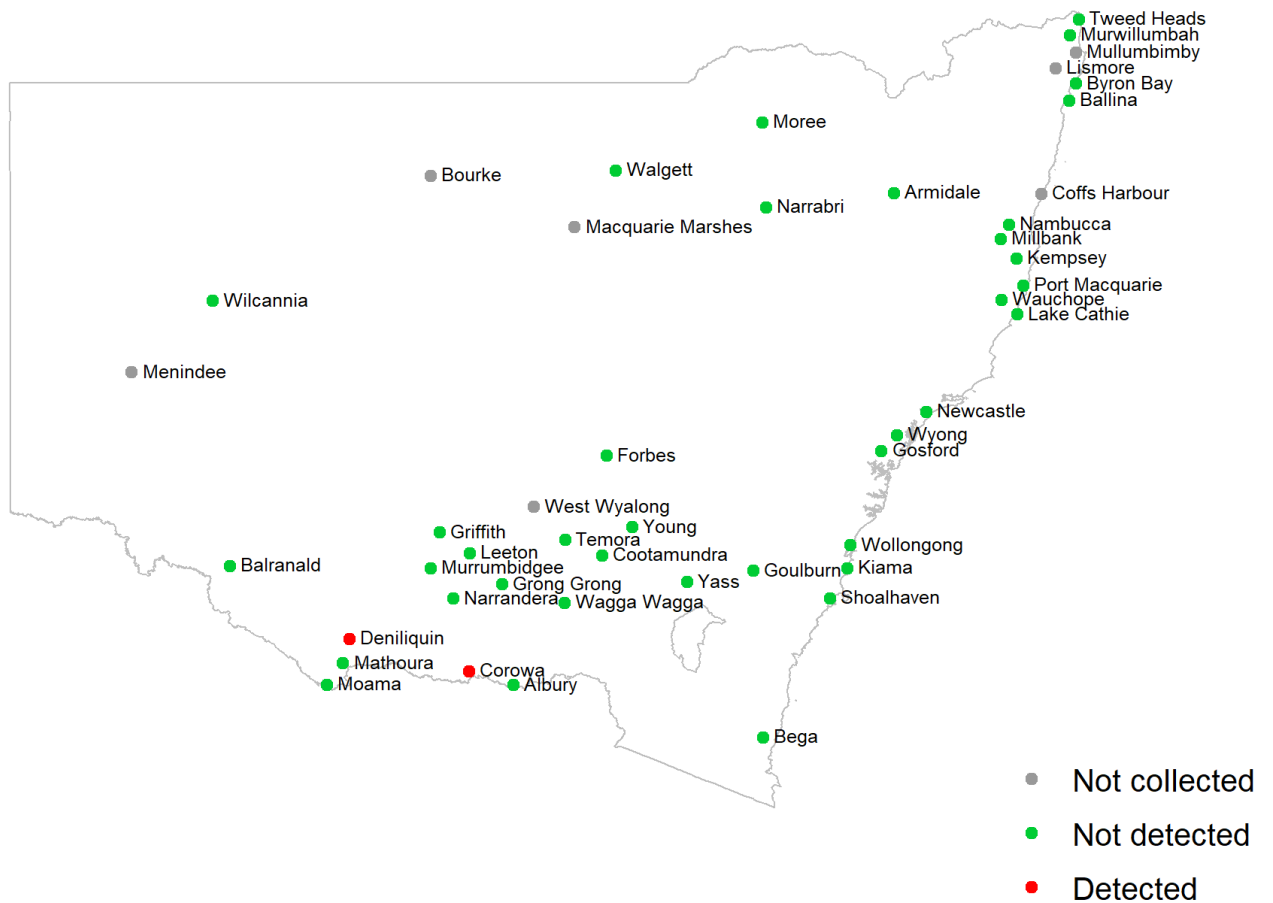
## Mosquito isolates

Whole grinds of collected mosquitoes are tested for arbovirus nucleic acids to determine the presence of arboviruses in mosquitoes. Test results for detections of Ross River virus, Barmah Forest virus, Murray Valley encephalitis virus, Kunjin virus and Japanese encephalitis virus for the past week are shown in the maps below. Detections of all arboviruses (including Edge Hill virus) for the season are detailed in the table.

### Test results for mosquito trapping sites reported in the week ending 25 February 2023

Murray Valley encephalitis virus was detected in mosquitoes collected at Corowa and Deniliquin.

#### Inland and Coastal sites



## Sydney sites



## Arboviruses detected in the 2022-2023 surveillance season

Date of sample collection	Location	Virus
14 November 2022	Macquarie Marshes	Barmah Forest
15 November 2022	Griffith	Ross River
22 November 2022	Griffith	Barmah Forest
5 December 2022	Leeton	Barmah Forest
5 December 2022	Temora	Ross River
5 December 2022	Grong Grong	Edge Hill
6 December 2022	Deniliquin	Barmah Forest
6 December 2022	Griffith	Barmah Forest
12 December 2022	Grong Grong	Barmah Forest
13 December 2022	Penrith	Edge Hill
4 January 2023	Menindee	Murray Valley encephalitis
9 January 2023	Corowa	Ross River
9 January 2023	Corowa	Edge Hill
9 January 2023	Young	Barmah Forest
10 January 2023	Griffith	Murray Valley encephalitis
10 January 2023	Menindee	Murray Valley encephalitis
16 January 2023	Griffith	Murray Valley encephalitis
17 January 2023	Mathoura	Murray Valley encephalitis
17 January 2023	Moama	Murray Valley encephalitis
23 January 2023	Macquarie Marshes	Murray Valley encephalitis
23 January 2023	Macquarie Marshes	Kunjin
23 January 2023	Temora	Murray Valley encephalitis
23 January 2023	Griffith	Kunjin
23 January 2023	Balranald	Murray Valley encephalitis
30 January 2023	Albury	Murray Valley encephalitis
30 January 2023	Mathoura	Murray Valley encephalitis
31 January 2023	Leeton	Murray Valley encephalitis
6 February 2023	Griffith	Murray Valley encephalitis
13 February 2023	Macquarie Marshes	Murray Valley encephalitis
13 February 2023	Corowa	Murray Valley encephalitis
19 February 2023	Moree	Edge Hill
20 February 2023	Corowa	Murray Valley encephalitis
21 February 2023	Deniliquin	Murray Valley encephalitis

Note:

Human cases of Edge Hill virus have rarely been reported. Infection may present as a mild self-limiting febrile illness with body aches.

## Mosquito Abundance

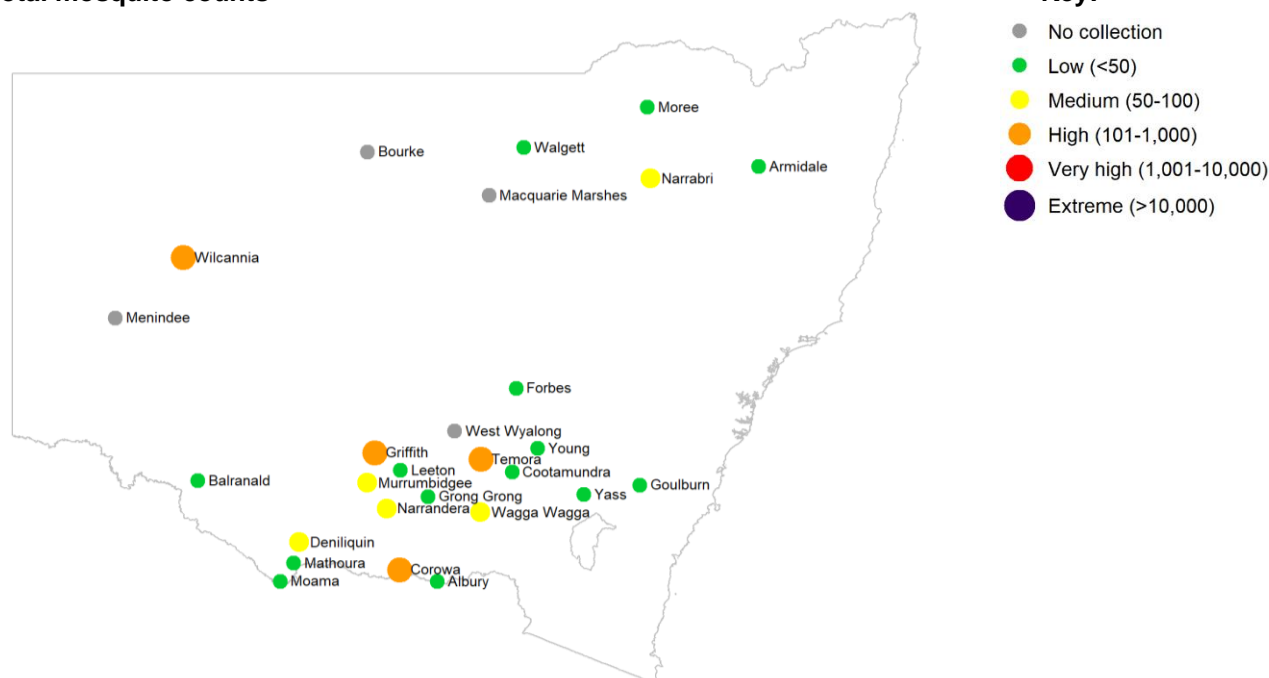
This section details counts of mosquitoes in the NSW Arbovirus Surveillance and Mosquito Monitoring Program. Each location represents the count average for all trapping sites at that location for the most recent week that collections were provided prior to preparation of this report.

*Culex annulirostris* and *Aedes vigilax* are vectors of interest for Ross River virus and Barmah Forest virus, *Culex annulirostris* is also a vector for Japanese encephalitis virus.

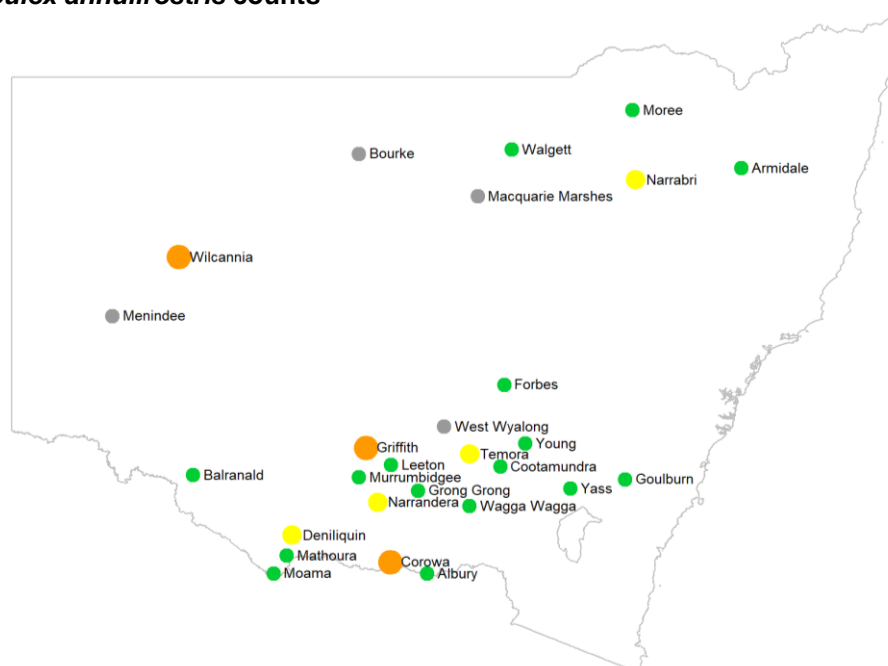
### Mosquito counts (average per trap per location) for mosquito trapping sites reported in the week ending 25 February 2023

#### Inland sites

##### Total mosquito counts



##### *Culex annulirostris* counts





## Coastal sites Total mosquito counts



## Key:

- No collection
- Low (<50)
- Medium (50-100)
- High (101-1,000)
- Very high (1,001-10,000)
- Extreme (>10,000)

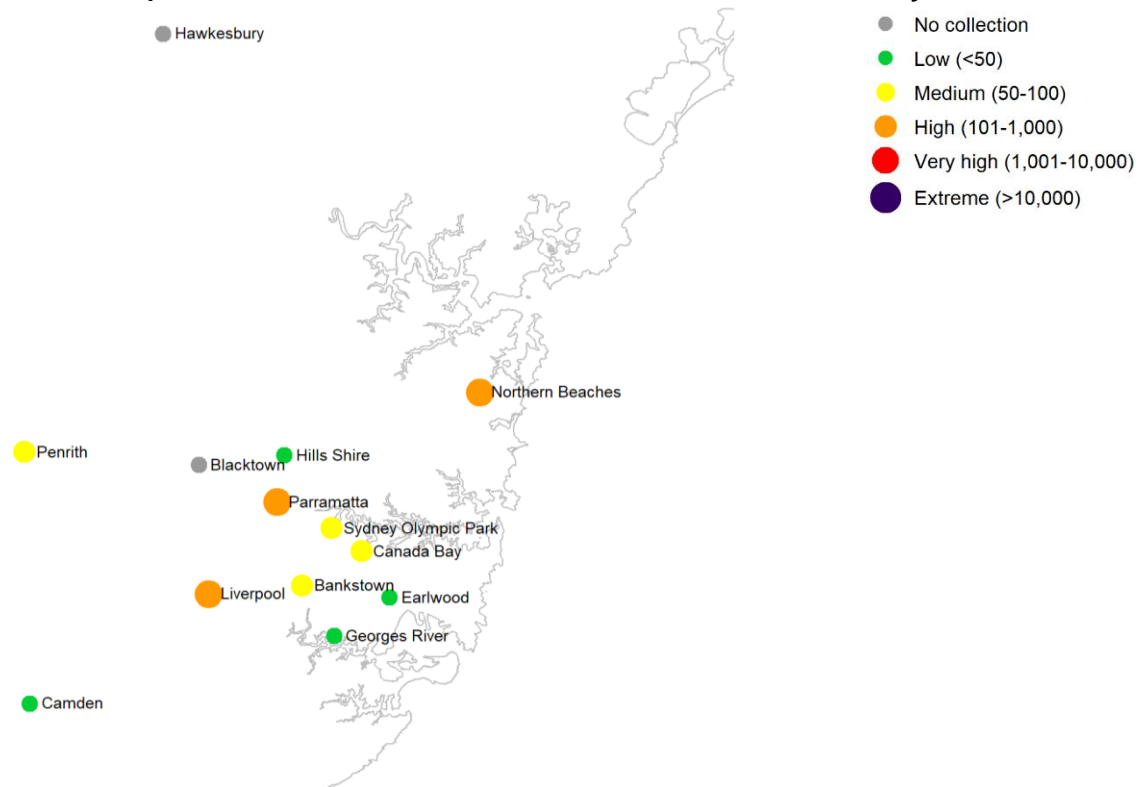
## *Culex annulirostris* counts



## *Aedes vigilax* counts



## Sydney sites Total mosquito counts



## *Culex annulirostris* counts



## *Aedes vigilax* counts



## Mosquito counts for the 2022-23 surveillance season Inland

"Cx. annul" refers to *Culex annulirostris* and "Ae. vigilax" refers to *Aedes vigilax*.

### Key:

- No collection
- Low (<50)
- Medium (50-100)
- High (101-1,000)
- Very high (1,001-10,000)
- Extreme (>10,000)

		WEEK ENDING																														
		Oct-22			Nov-22				Dec-22					Jan-23				Feb-23				Mar-23				Apr-23					May-23	
Location	Mosquito	15	22	29	5	12	19	26	3	10	17	24	31	7	14	21	28	4	11	18	25	4	11	18	25	1	8	15	22	29	6	13
Albury	Cx. annul																															
	Total																															
Armidale	Cx. annul																															
	Total																															
Balranald	Cx. annul																															
	Total																															
Bourke	Cx. annul																															
	Total																															
Cootamundra	Cx. annul																															
	Total																															
Corowa	Cx. annul																															
	Total																															
Deniliquin	Cx. annul																															
	Total																															
Forbes	Cx. annul																															
	Total																															
Goulburn	Cx. annul																															
	Total																															
Griffith	Cx. annul																															
	Total																															
Grong Grong	Cx. annul																															
	Total																															
Leeton	Cx. annul																															
	Total																															
Macquarie Marshes	Cx. annul																															
	Total																															
Mathoura	Cx. annul																															
	Total																															
Menindee	Cx. annul																															
	Total																															
Moama	Cx. annul																															
	Total																															
Moree	Cx. annul																															
	Total																															
Murrumbidgee	Cx. annul																															
	Total																															
Narrabri	Cx. annul																															
	Total																															
Narrandera	Cx. annul																															
	Total																															
Temora	Cx. annul																															
	Total																															
Wagga Wagga	Cx. annul																															
	Total																															
Walgett	Cx. annul																															
	Total																															
West Wyalong	Cx. annul																															
	Total																															
Wilcannia	Cx. annul																															
	Total																															
Yass	Cx. annul																															
	Total																															
Young	Cx. annul																															
	Total																															

## Coastal

		WEEK ENDING																														
		Oct-22			Nov-22				Dec-22					Jan-23				Feb-23				Mar-23				Apr-23				May-23		
Location	Mosquito	15	22	29	5	12	19	26	3	10	17	24	31	7	14	21	28	4	11	18	25	4	11	18	25	1	8	15	22	29	6	13
Ballina	Cx. annul																															
	Ae. vigilax																															
	Total																															
Bega	Cx. annul																															
	Ae. vigilax																															
	Total																															
Byron Bay	Cx. annul																															
	Ae. vigilax																															
	Total																															
Coffs Harbour	Cx. annul																															
	Ae. vigilax																															
	Total																															
Gosford	Cx. annul																															
	Ae. vigilax																															
	Total																															
Kempsey	Cx. annul																															
	Ae. vigilax																															
	Total																															
Kiama	Cx. annul																															
	Ae. vigilax																															
	Total																															
Lake Cathie	Cx. annul																															
	Ae. vigilax																															
	Total																															
Lismore	Cx. annul																															
	Ae. vigilax																															
	Total																															
Millbank	Cx. annul																															
	Ae. vigilax																															
	Total																															
Mullumbimby	Cx. annul																															
	Ae. vigilax																															
	Total																															
Murwillumbah	Cx. annul																															
	Ae. vigilax																															
	Total																															
Nambucca	Cx. annul																															
	Ae. vigilax																															
	Total																															
Newcastle	Cx. annul																															
	Ae. vigilax																															
	Total																															
Port Macquarie	Cx. annul																															
	Ae. vigilax																															
	Total																															
Shoalhaven	Cx. annul																															
	Ae. vigilax																															
	Total																															
Tweed Heads	Cx. annul																															
	Ae. vigilax																															
	Total																															
Wauchope	Cx. annul																															
	Ae. vigilax																															
	Total																															
Wollongong	Cx. annul																															
	Ae. vigilax																															
	Total																															
Wyong	Cx. annul																															
	Ae. vigilax																															
	Total																															

## Sydney

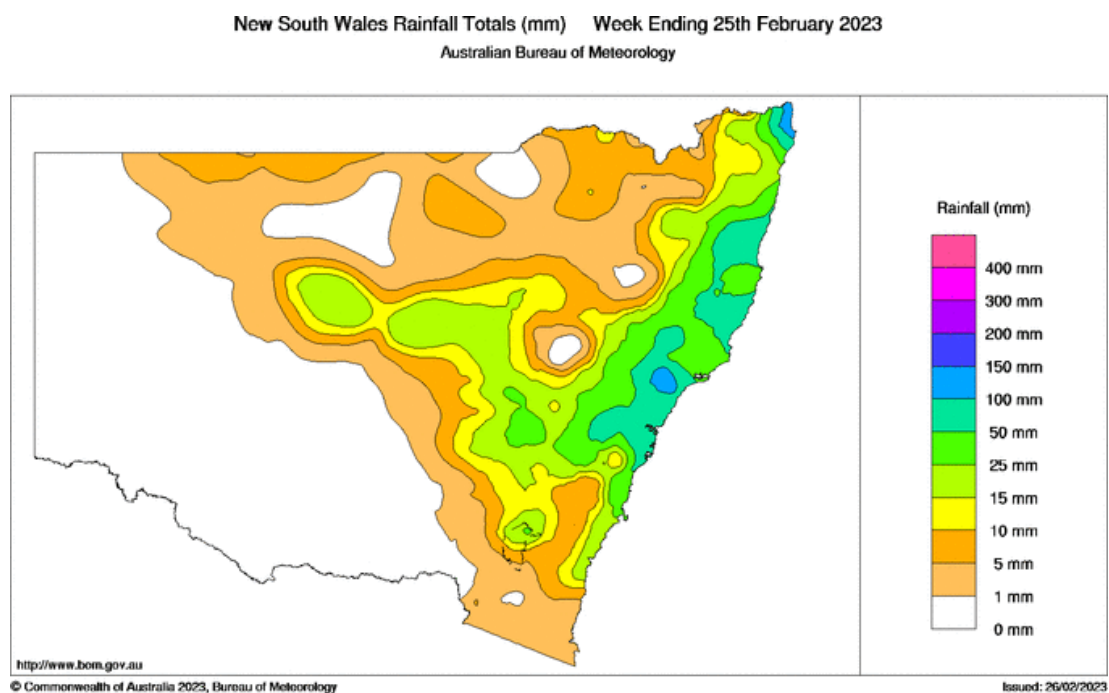
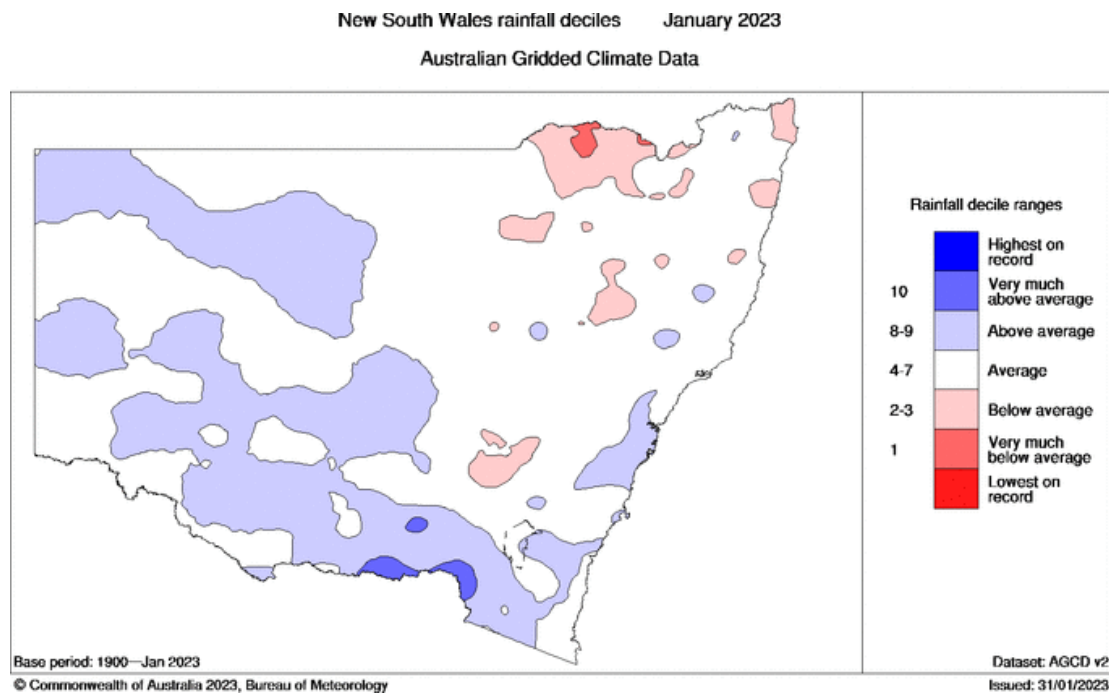
		WEEK ENDING																														
		Oct-22			Nov-22				Dec-22					Jan-23				Feb-23				Mar-23				Apr-23					May-23	
Location	Mosquito	15	22	29	5	12	19	26	3	10	17	24	31	7	14	21	28	4	11	18	25	4	11	18	25	1	8	15	22	29	6	13
Bankstown	Cx. annul																															
	Ae. vigilax																															
	Total																															
Blacktown	Cx. annul																															
	Ae. vigilax																															
	Total																															
Camden	Cx. annul																															
	Ae. vigilax																															
	Total																															
Canada Bay	Cx. annul																															
	Ae. vigilax																															
	Total																															
Earlwood	Cx. annul																															
	Ae. vigilax																															
	Total																															
Georges River	Cx. annul																															
	Ae. vigilax																															
	Total																															
Hawkesbury	Cx. annul																															
	Ae. vigilax																															
	Total																															
Hills Shire	Cx. annul																															
	Ae. vigilax																															
	Total																															
Liverpool	Cx. annul																															
	Ae. vigilax																															
	Total																															
Northern Beaches	Cx. annul																															
	Ae. vigilax																															
	Total																															
Parramatta	Cx. annul																															
	Ae. vigilax																															
	Total																															
Penrith	Cx. annul																															
	Ae. vigilax																															
	Total																															
Sydney Olympic Park	Cx. annul																															
	Ae. vigilax																															
	Total																															

## Environmental Conditions

Mosquitoes require water to breed. Rainfall and tides (for the salt marsh mosquito, *Aedes vigilax*) are important contributing factors for proliferation of mosquito numbers. Unseasonably warm weather can also contribute to higher mosquito numbers.

### Rainfall

In January, rainfall was above average in southern NSW and parts of western NSW and average for most other areas of the state. In the week ending 25 February 2023, rainfall totals were moderate to high along the coast and generally low elsewhere in NSW.



Source: Australian Government, Bureau of Meteorology: s

## Next month's rainfall and temperature outlook

The Bureau of Meteorology's rainfall outlook predicts that NSW is likely to receive about average rainfall for March.

[www.bom.gov.au/climate/outlooks/#/rainfall/median/monthly/0](http://www.bom.gov.au/climate/outlooks/#/rainfall/median/monthly/0)

The Bureau of Meteorology's temperature outlook predicts that minimum temperatures are likely to be above average across most of NSW in March. Maximum temperatures are likely to be about average across NSW except for the southwest and northern inland where temperatures may be higher than average for March.

[www.bom.gov.au/climate/outlooks/#/temperature/maximum/median/monthly/0](http://www.bom.gov.au/climate/outlooks/#/temperature/maximum/median/monthly/0)

[www.bom.gov.au/climate/outlooks/#/temperature/minimum/median/monthly/0](http://www.bom.gov.au/climate/outlooks/#/temperature/minimum/median/monthly/0)

## Tides

Tidal information is relevant for the prediction of the activity of the salt marsh mosquito, *Aedes vigilax*. Typically for NSW, high tides of over 1.8 m, as measured at Sydney, can induce hatching of *Aedes vigilax* larvae. Predicted tide heights can provide some indication of when this is likely to occur.

### Dates of predicted high tides of over 1.8 m at Sydney (Fort Denison)

- 19-22 March 2023

Source: Australian Government, Bureau of Meteorology: [www.bom.gov.au/australia/tides/#/nsw-sydney-fort-denison](http://www.bom.gov.au/australia/tides/#/nsw-sydney-fort-denison)

Note: Measured tides at Sydney Port Jackson for the current week are available from the NSW Government, Manly Hydraulics Laboratory: <https://mhl.nsw.gov.au/Data-OceanTide>.

## Human Arboviral Disease Notifications

Under the *NSW Public Health Act 2010*, human arboviral infections are notifiable in NSW. The NSW Health Communicable Diseases Weekly Report (CDWR) reports confirmed and probable case numbers by the week they are received by the NSW notifiable diseases surveillance system, and is available at: [www.health.nsw.gov.au/Infectious/reports/Pages/CDWR.aspx](http://www.health.nsw.gov.au/Infectious/reports/Pages/CDWR.aspx).

The data for Ross River virus and Barmah Forest virus from the CDWR for the latest reported 3 weeks are below.

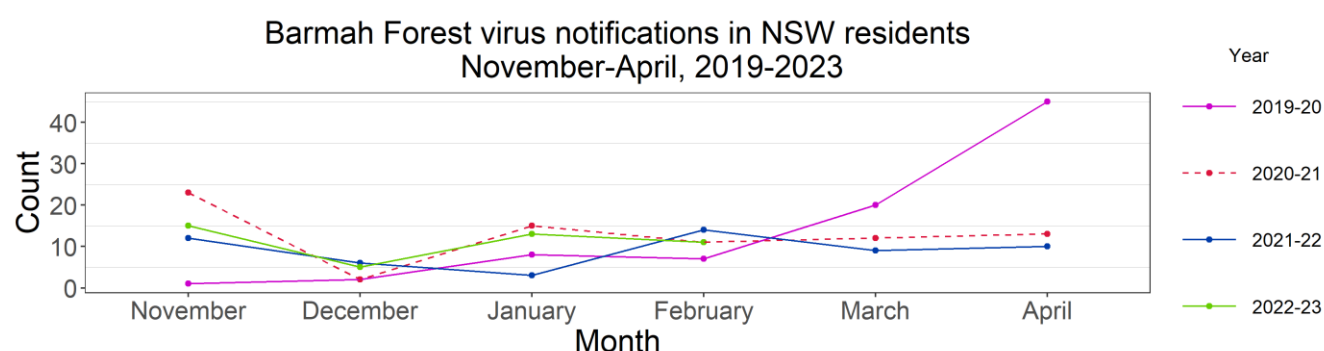
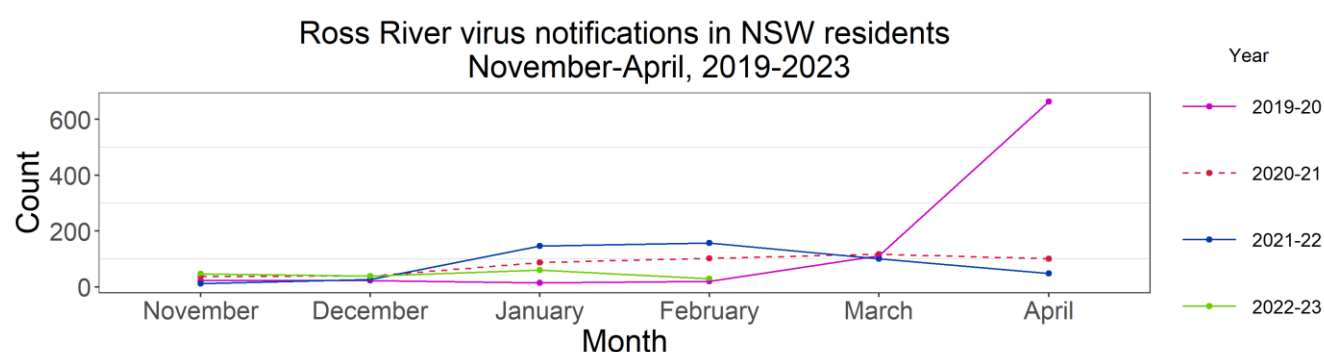
### Recent notifications of Ross River virus and Barmah Forest virus infections in humans

(by date of case report received)

	Week		
	Latest week (22 – 28 Jan 2023)	1-week prior (15 – 21 Jan 2023)	2-weeks prior (8 – 14 Jan 2023)
<b>Ross River virus</b>	11	15	19
<b>Barmah Forest virus</b>	1	4	5

Source: CDWR, Communicable Diseases Branch, Health Protection NSW, NSW Health

Notifications of Ross River virus and Barmah Forest virus infections, by month of disease onset (the earlier of patient-reported onset or specimen collection date), are available online at: [www1.health.nsw.gov.au/IDD/pages/data.aspx](http://www1.health.nsw.gov.au/IDD/pages/data.aspx). The following figures show this data for November to April of the current NSW Arbovirus Surveillance and Mosquito Monitoring season (2022-2023), and the same period in the previous three years.



Source: NSW Health Notifiable Conditions Information Management System (NCIMS), Communicable Diseases Branch and Centre for Epidemiology and Evidence, NSW Health



Notes: The data for the previous month are the notifications to date (data extracted on 27 February 2023). Notifications are for NSW residents, regardless of whether the infection was acquired or diagnosed in NSW. Notifications of Ross River virus and Barmah Forest virus infection lag the date of acquiring the infection due to the time taken for symptom development, diagnosis, notification, and other factors. The weekly numbers by date of notification are useful for monitoring recent short-term trends but represent infections that were acquired some time ago. The monthly numbers by date of onset are more timely but less exact because they represent the earlier of patient-reported onset or specimen collection date and are therefore useful for monitoring general trends in human arboviral disease over the course of a season.